



Rancho Santiago Adult Ed Consortium

Santa Ana County Jail Inmate Survey

Prepared by Lisa DiDonato, Researcher on 11/25/2014

The Rancho Santiago Adult Ed Consortium serves adult learners throughout their district. This includes those incarcerated at various correctional local facilities. In order to better serve this population, a survey of inmates was conducted from September 29th, 2014 through October 3rd, 2014 at the Santa Ana County jail. The survey was provided to inmates in paper format with both English and Spanish versions.

Summary Results

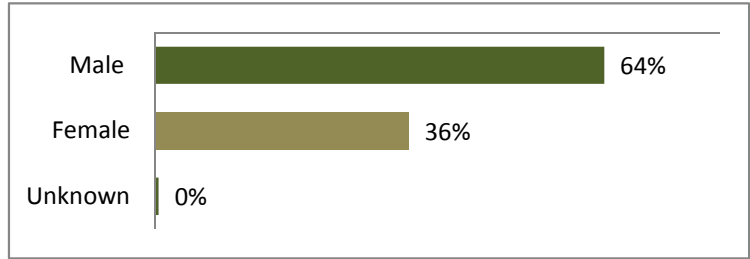
- More men than women completed the survey.
- The age of women completing the survey were on average 2 years old than the men.
- 92% of the respondents reported being born in the USA.
- 83% of those born in the USA were born in California.
- Santa Ana, Orange and Anaheim were the most frequently cited birth cities of the California respondents.
- 97% of the respondents reported that their primary language was either English (81%) or Spanish (16%).
- 53% of the respondents reported completing 12th grade or higher.
- Earning a GED was the most cited educational goal by respondents, 105 or 28% selected this goal.
- A greater percentage of men were willing to devote 20 or more hours to classes while in jail than the women.
- 89% of the inmates reported planning to take classes once they are released from jail.
- Work and transportation issues were reported by the majority of inmates as obstacles to achieving their educational goals.
- 54% of the men reported working 40 or more hours per week before being incarcerated.
- Only 35% of all respondents reported having a job waiting for them after they are released from jail.

Santa Ana County Jail Inmate Survey

418 inmates responded to a paper survey regarding their current and future educational goals and needs. This report summarizes the results of the survey conducted September 29th through October 3rd.

Gender of Respondents

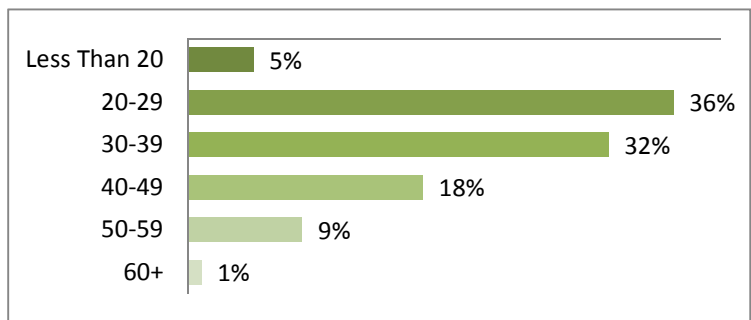
Response	Count	Percent
Male	266	64%
Female	150	36%
Unknown	2	0%
Total	418	100%
<i>Missing</i>	0	



More males responded to the survey than females. Two respondents did not indicate their gender.

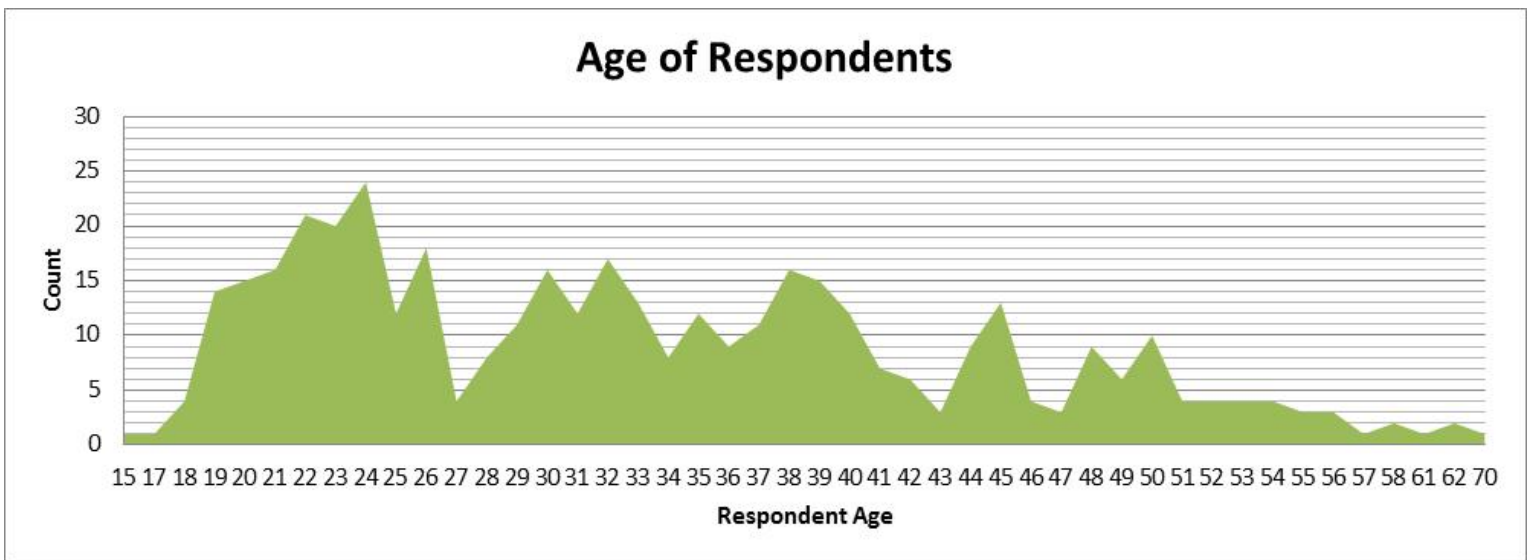
Age of Respondents

Response	Count	Percent
Less Than 20	20	5%
20-29	149	36%
30-39	129	32%
40-49	72	18%
50-59	35	9%
60+	4	1%
Total	409	100%
<i>Missing</i>	9	



Mean	33.36
Median	32
Mode	24

73% of the respondents were under the age of 40. Most frequently reported age was 24.



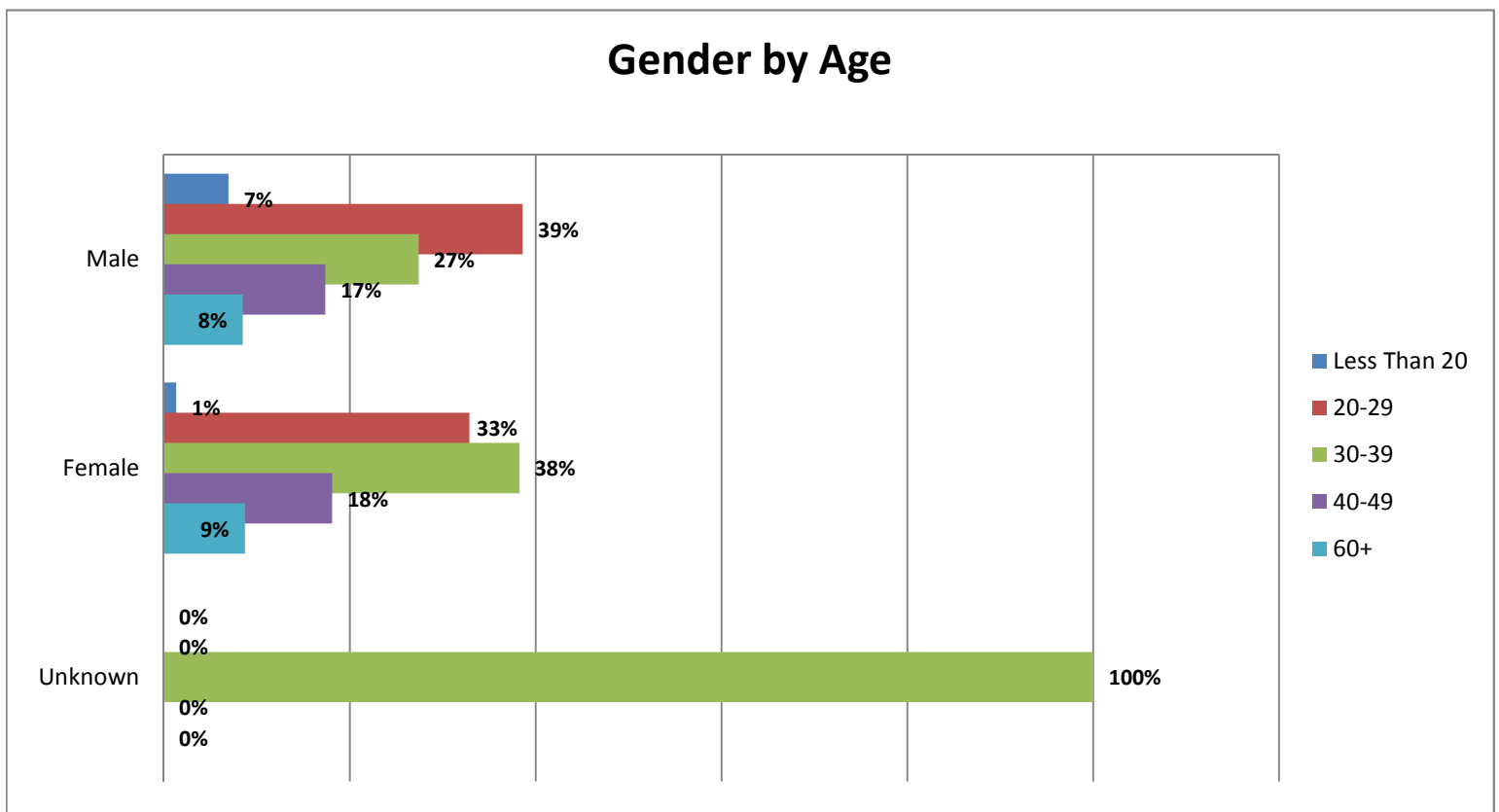
Age of Respondents by Gender

	Male		Female		Unknown		Total
	Count	Percent	Count	Percent	Count	Percent	Count
Less Than 20	18	7%	2	1%	0	0%	20
20-29	100	39%	49	33%	0	0%	149
30-39	71	27%	57	38%	1	100%	129
40-49	45	17%	27	18%	0	0%	72
50-59	22	8%	13	9%	0	0%	35
60+	3	1%	1	1%	0	0%	4
Total	259	100%	149	100%	1	100%	409
<i>Missing</i>	9						

Average or Mean Age	
Female	34.557
Male	32.664
Unknown	36

A larger percentage of the male respondents were less than 30 years of age (46%) than the female respondents (34%). In fact, the mean age of the female respondents was almost 35 years of age while the male mean age was almost 33.

Gender by Age



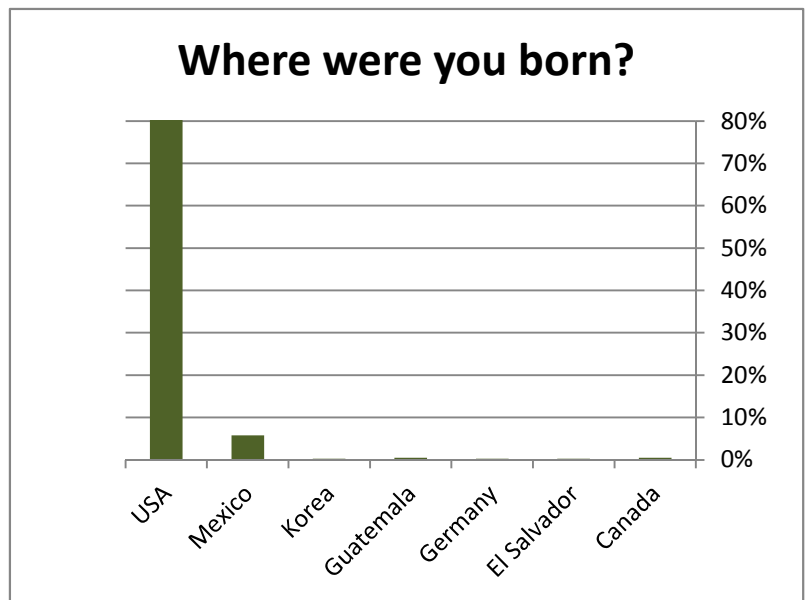
Where were you born (country)?

Country	Count	Percent
Canada	2	0%
El Salvador	1	0%
Germany	1	0%
Guatemala	2	0%
Korea	1	0%
Mexico	24	6%
USA	382	92%
Total	413	100%

Missing

5

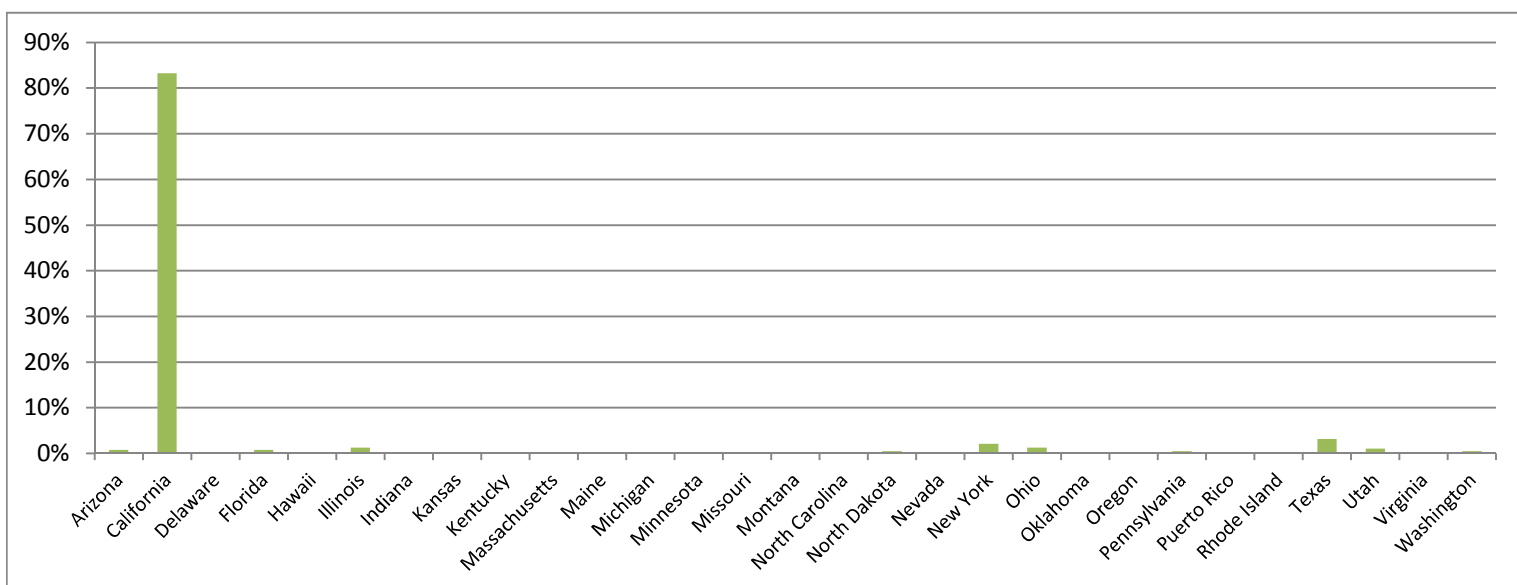
The respondents cited 7 different countries as their birth country/nation. The most frequently marked response was the United States, 92% .



Where were you born (US State)?

	All Respondents		Males		Females	
	Count	Percent	Count	Percent	Count	Percent
Arizona	3	1%	3	1%	0	0%
California	318	83%	199	86%	118	82%
Delaware	1	0%	0	0%	1	1%
Florida	3	1%	3	1%	0	0%
Hawaii	1	0%	1	0%	0	0%
Illinois	5	1%	2	1%	3	2%
Indiana	1	0%	1	0%	0	0%
Kansas	1	0%	0	0%	1	1%
Kentucky	1	0%	1	0%	0	0%
Massachusetts	1	0%	1	0%	0	0%
Maine	1	0%	0	0%	1	1%
Michigan	1	0%	0	0%	1	1%
Minnesota	1	0%	0	0%	1	1%
Missouri	1	0%	0	0%	1	1%
Montana	1	0%	0	0%	1	1%
North Carolina	1	0%	1	0%	0	0%
North Dakota	2	1%	0	0%	1	1%
Nevada	1	0%	1	0%	0	0%
New York	8	2%	4	2%	0	0%
Ohio	5	1%	4	2%	1	1%
Oklahoma	1	0%	1	0%	0	0%
Oregon	1	0%	1	0%	0	0%
Pennsylvania	2	1%	0	0%	2	1%
Puerto Rico	1	0%	1	0%	0	0%
Rhode Island	1	0%	1	0%	0	0%
Texas	12	3%	4	2%	8	6%
Utah	4	1%	2	1%	2	1%
Virginia	1	0%	0	0%	1	1%
Washington	2	1%	1	0%	1	1%
Total	382	5%	232	4%	144	8%
<i>Missing</i>	<i>1</i>					

Most of the US born respondents were born in California. 83% of all respondents were born in California. A slightly higher percentage of males were born in California, than females.



Where were you born (California City)?

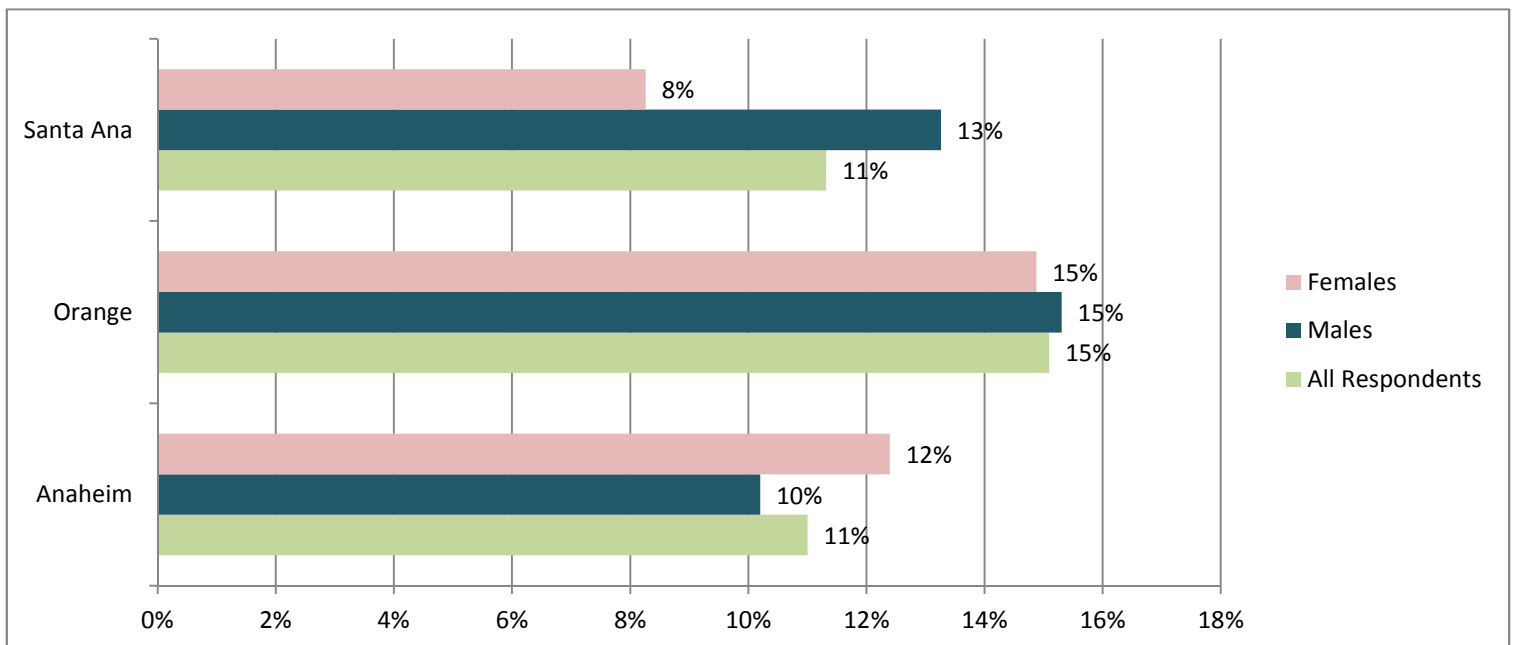
	All Respondents		Males		Females	
	Count	Percent	Count	Percent	Count	Percent
Anaheim	35	11%	20	10%	15	12%
Artesia	3	1%	3	2%	0	0%
Auburn	1	0%	0	0%	1	1%
Bakersfield	1	0%	0	0%	1	1%
Bellflower	4	1%	2	1%	2	2%
Buena Park	3	1%	3	2%	0	0%
Compton	1	0%	1	1%	0	0%
Corona	3	1%	3	2%	0	0%
Costa Mesa	2	1%	2	1%	0	0%
Covina	1	0%	1	1%	0	0%
Culver City	1	0%	0	0%	1	1%
Del Mar	1	0%	1	1%	0	0%
Downey	1	0%	0	0%	1	1%
Duarte	1	0%	1	1%	0	0%
El Centro	1	0%	0	0%	1	1%
El Segundo	1	0%	1	1%	0	0%
Escondido	1	0%	1	1%	0	0%
Fontana	1	0%	1	1%	0	0%
Fountain Valley	10	3%	7	4%	3	2%
Fresno	2	1%	2	1%	0	0%
Fullerton	7	2%	5	3%	2	2%
Garden Grove	7	2%	6	3%	1	1%
Glendale	2	1%	0	0%	2	2%
Harbor City	1	0%	0	0%	1	1%
Hawaiian Gardens	2	1%	0	0%	2	2%
Hollywood	1	0%	0	0%	1	1%
Huntington Beach	3	1%	0	0%	3	2%
Huntington Park	1	0%	0	0%	1	1%
Inglewood	2	1%	1	1%	1	1%
Irvine	2	1%	1	1%	1	1%
La Mirada	2	1%	2	1%	0	0%
Laguna Beach	3	1%	2	1%	1	1%
Laguna Hills	1	0%	1	1%	0	0%
Long Beach	14	4%	6	3%	8	7%
Los Alamitos	3	1%	2	1%	1	1%
Los Angeles	18	6%	14	7%	4	3%
Mission Viejo	8	3%	6	3%	2	2%
Montclair	1	0%	0	0%	1	1%
Montebello	1	0%	0	0%	1	1%
Monterey	1	0%	1	1%	0	0%
Mt. Shasta	2	1%	0	0%	2	2%
Newport Beach	10	3%	7	4%	3	2%
Oakland	2	1%	2	1%	0	0%
Orange	48	15%	30	15%	18	15%
Paramount	2	1%	0	0%	2	2%
Pasadena	4	1%	1	1%	3	2%
Pico Rivera	2	1%	2	1%	0	0%
Pomona	2	1%	1	1%	1	1%

About 15% of all the respondents both male and female were born in the city of Orange. Anaheim and Santa Ana were also cited as the birth city of many of the respondents.

Where were you born (California City)?

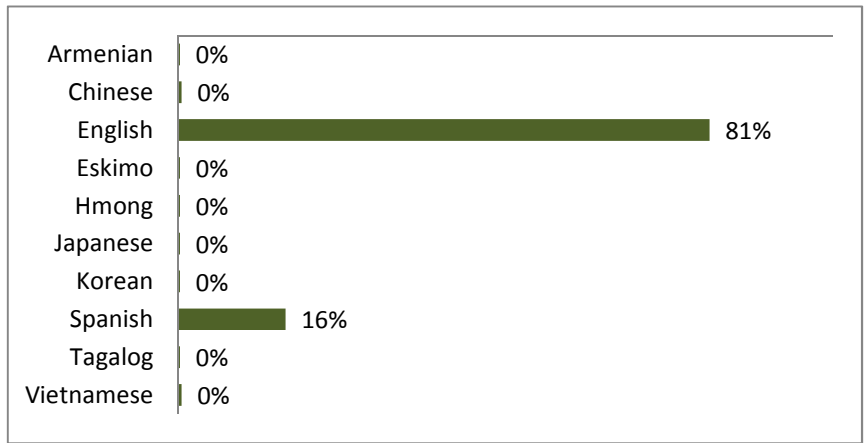
	All Respondents		Males		Females	
	Count	Percent	Count	Percent	Count	Percent
Redondo	1	0%	1	1%	0	0%
Riverside	6	2%	3	2%	3	2%
Sacramento	1	0%	0	0%	1	1%
San Bernardino	2	1%	1	1%	1	1%
San Clemente	3	1%	3	2%	0	0%
San Diego	3	1%	2	1%	1	1%
San Dimas	1	0%	1	1%	0	0%
San Francisco	4	1%	3	2%	1	1%
San Jose	3	1%	2	1%	1	1%
San Juan Capistrano	1	0%	1	1%	0	0%
Santa Ana	36	11%	26	13%	10	8%
Santa Barbara	1	0%	0	0%	1	1%
Santa Monica	1	0%	0	0%	1	1%
Stanton	2	1%	2	1%	0	0%
Topanga	1	0%	0	0%	1	1%
Torrance	5	2%	2	1%	2	2%
Turlock	1	0%	1	1%	0	0%
Tustin	2	1%	1	1%	1	1%
Upland	1	0%	1	1%	0	0%
Ventura	1	0%	0	0%	1	1%
Walnut Creek	1	0%	1	1%	0	0%
West Covina	4	1%	2	1%	2	2%
Westminster	5	2%	2	1%	3	2%
Westwood	1	0%	0	0%	1	1%
Whittier	4	1%	2	1%	2	2%
Wilmington	1	0%	0	0%	1	1%
	318	100%	196	100%	121	100%

Missing 1



What is your primary language?

Response	Count	Percent*
Armenian	1	0%
Chinese	2	0%
English	337	81%
Eskimo	1	0%
Hmong	1	0%
Japanese	1	0%
Korean	1	0%
Spanish	68	16%
Tagalog	1	0%
Vietnamese	2	0%



Total **415** **1**
Missing *3*

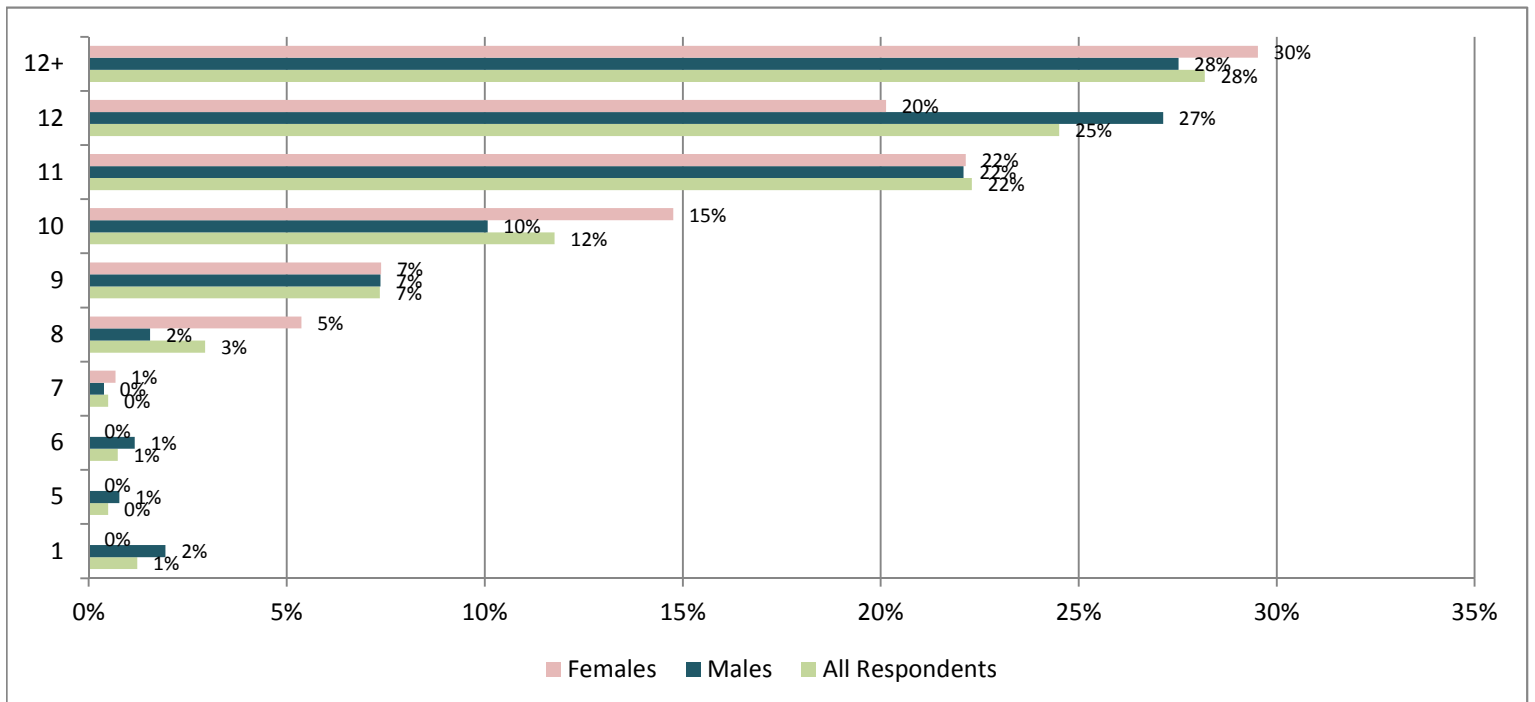
97% of the respondents reported that their primary language was either English or Spanish.

What is the highest grade that you have completed in the U.S. or another country?

Response	All Respondents		Males		Females	
	Count	Percent	Count	Percent	Count	Percent
1	5	1%	5	2%	0	0%
5	2	0%	2	1%	0	0%
6	3	1%	3	1%	0	0%
7	2	0%	1	0%	1	1%
8	12	3%	4	2%	8	5%
9	30	7%	19	7%	11	7%
10	48	12%	26	10%	22	15%
11	91	22%	57	22%	33	22%
12	100	25%	70	27%	30	20%
12+	115	28%	71	28%	44	30%

Total **408** **100%** **258** **100%** **149** **100%**
Missing *10*


94% of the respondents reported completing at least one year of high school or college. 53% completed 12th grade or higher.



Which of the following have you earned?

Response	Count	Percent*
High School Diploma from another country	25	8%
U.S. High School Diploma	133	42%
GED	103	33%
Technical Certificate	36	11%
AA/AS Degree	27	9%
BA/BS Degree	21	7%
Graduate Degree	6	2%
Other	41	13%

Total* 316



Multiple responses are possible, therefore the percentages do not total 100%.

Over 50% of the respondents reported earning either a High School Diploma or a GED.

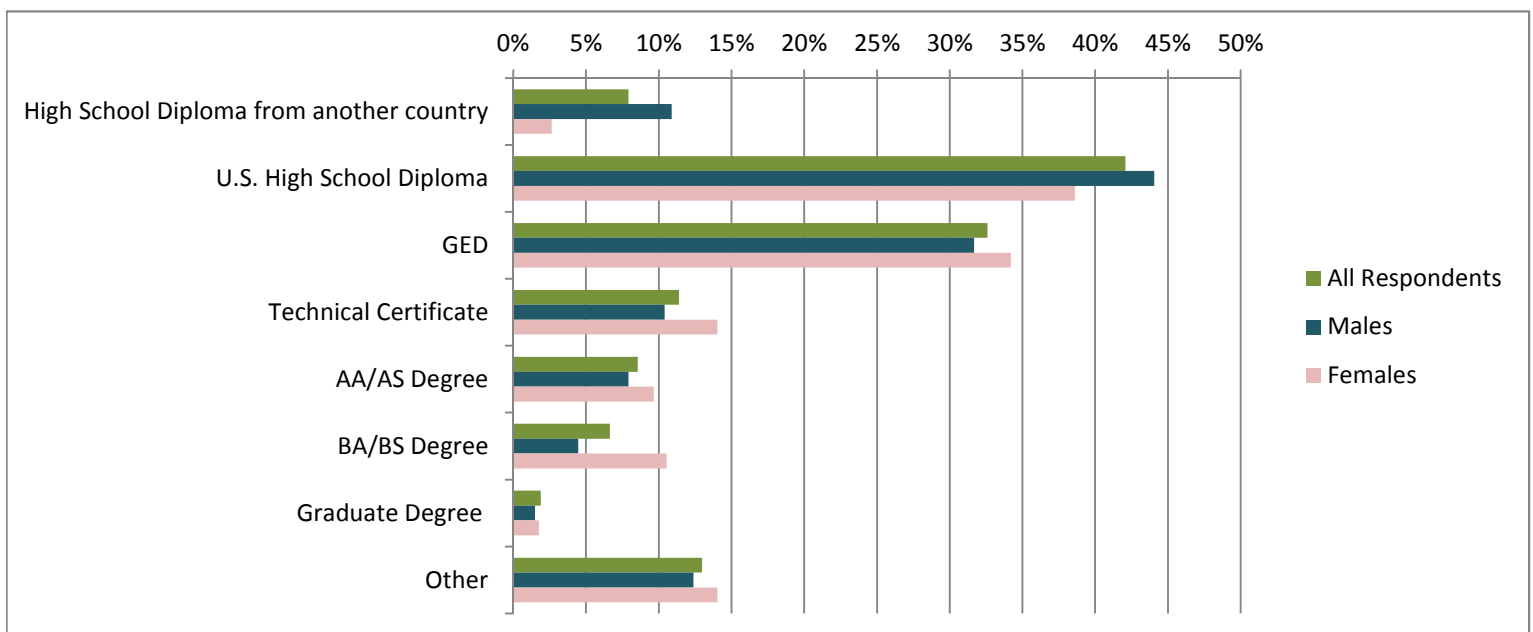
Educational Attainment by Gender

	All Respondents		Males		Females	
	Count	Percent	Count	Percent	Count	Percent
High School Diploma from another country	25	8%	22	11%	3	3%
U.S. High School Diploma	133	42%	89	44%	44	39%
GED	103	33%	64	32%	39	34%
Technical Certificate	36	11%	21	10%	16	14%
AA/AS Degree	27	9%	16	8%	11	10%
BA/BS Degree	21	7%	9	4%	12	11%
Graduate Degree	6	2%	3	1%	2	2%
Other	41	13%	25	12%	16	14%

Total 316 202 114

Missing 102

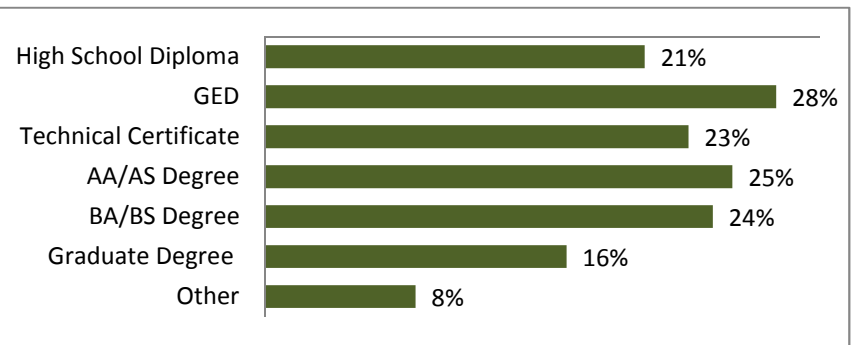
Educational attainment of women completing the survey was higher than the men. 24% of the women reported having either a technical certificate or degree beyond the GED or high school diploma, compared to 19% of the men.



What are your educational goals?

Response	Count	Percent*
High School Diploma	78	21%
GED	105	28%
Technical Certificate	87	23%
AA/AS Degree	96	25%
BA/BS Degree	92	24%
Graduate Degree	62	16%
Other	31	8%

Total* 380



Multiple responses are possible, therefore the percentages do not total 100%.

Earning a GED was the most cited educational goal by respondents, 105 or 28% selected this goal.

Educational Goal by Gender

	All Respondents		Males		Females	
	Count	Percent	Count	Percent	Count	Percent
High School Diploma	78	21%	58	29%	20	18%
GED	105	28%	63	31%	42	37%
Technical Certificate	87	23%	68	34%	19	17%
AA/AS Degree	96	25%	56	28%	40	35%
BA/BS Degree	92	24%	55	27%	37	32%
Graduate Degree	62	16%	44	22%	18	16%
Other	31	8%	16	8%	15	13%

Total

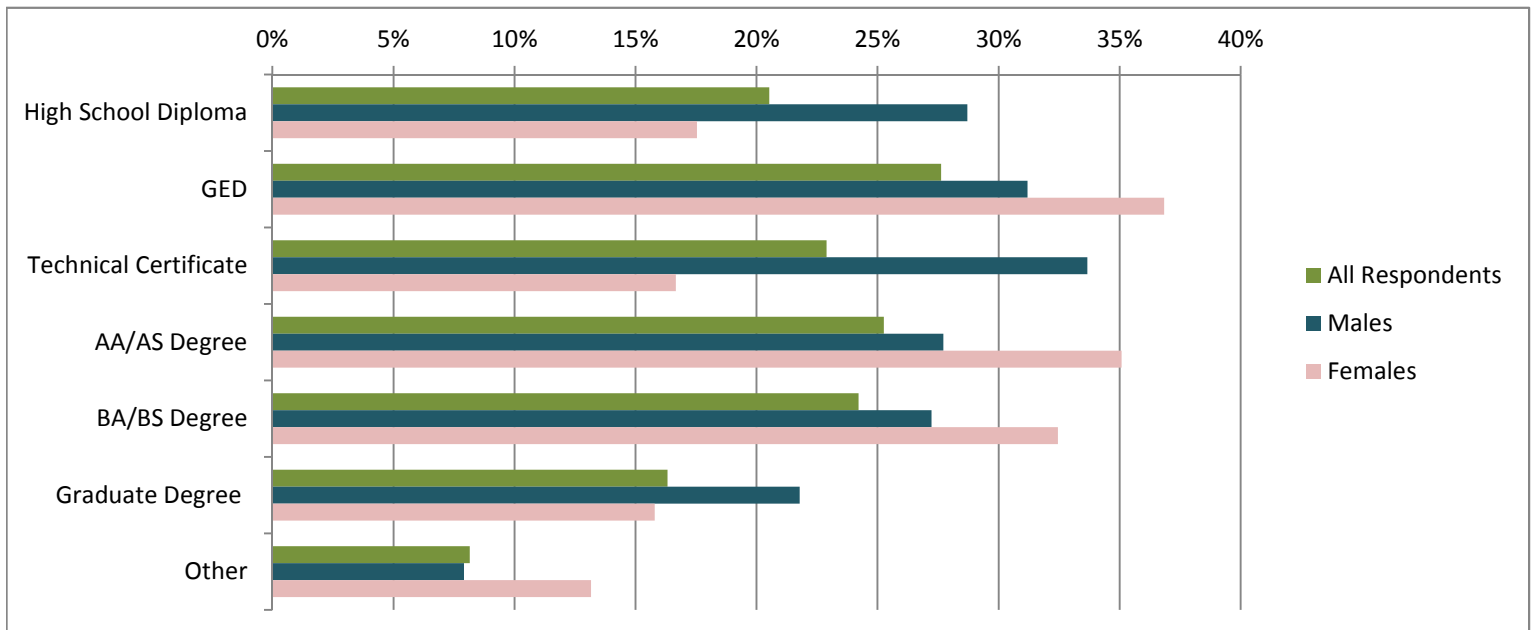
380

241

114

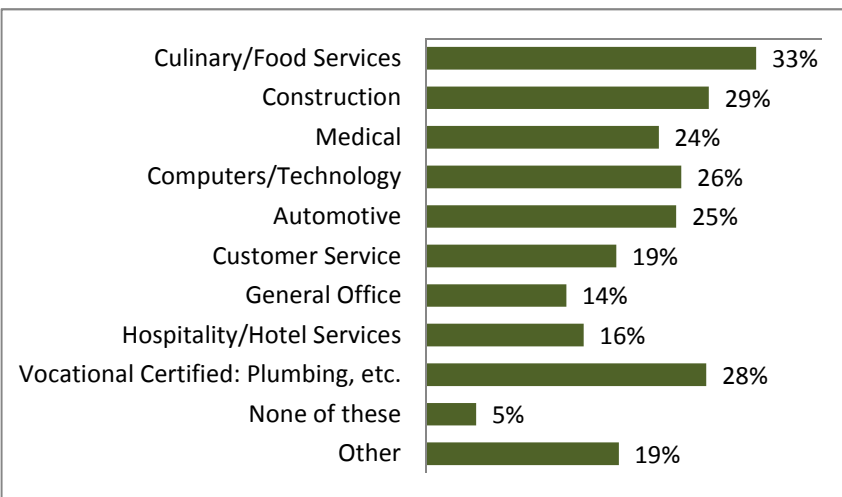
Missing 38

A higher percentage of females hoped to obtain degrees beyond the GED or high school diploma than the males.



Which of the following careers interest you?

Response	Count	Percent*
Culinary/Food Services	132	33%
Construction	113	29%
Medical	93	24%
Computers/Technology	102	26%
Automotive	100	25%
Customer Service	76	19%
General Office	56	14%
Hospitality/Hotel Services	63	16%
Vocational Certified: Plumbing, etc.	112	28%
None of these	20	5%
Other	77	19%
Total*	395	



Multiple responses are possible, therefore the percentages do not total 100%.

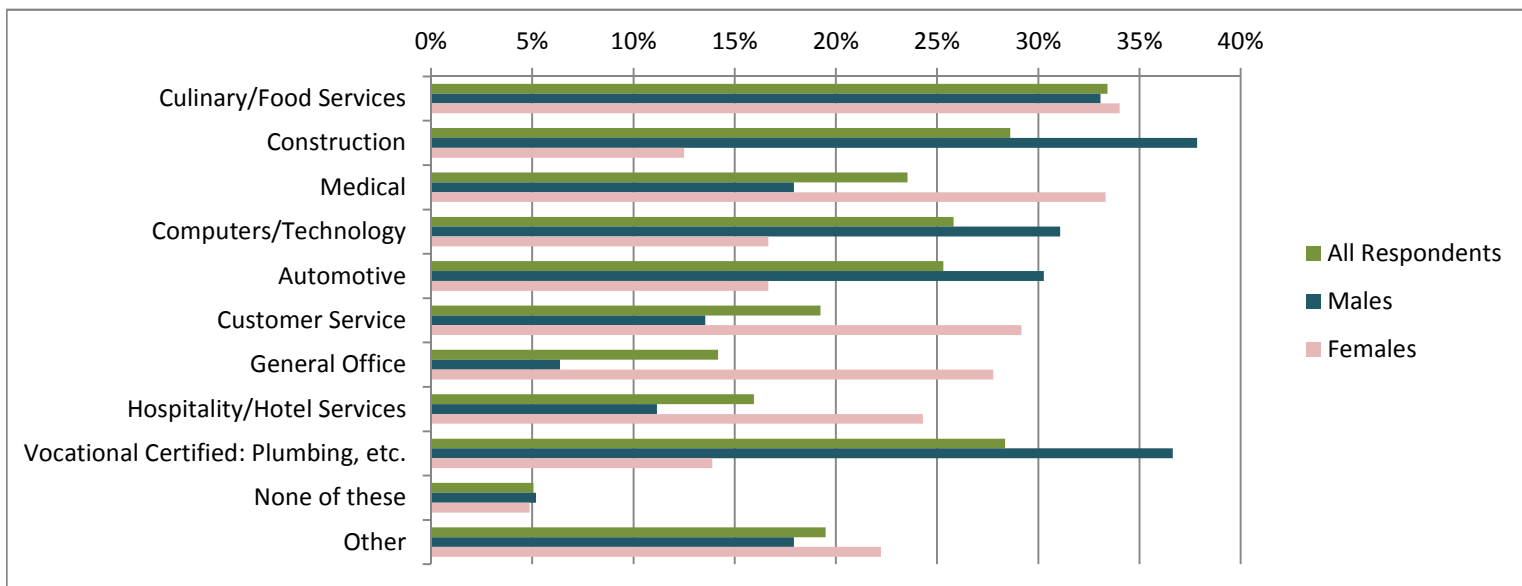
Careers in food services was the most often selected answer choice when asked which careers were of interest to the respondents. Construction and vocational certificates such as plumbing were also top choices.

Which of the following careers interest you by gender?

	All Respondents		Males		Females	
	Count	Percent	Count	Percent	Count	Percent
Culinary/Food Services	132	33%	83	33%	49	34%
Construction	113	29%	95	38%	18	13%
Medical	93	24%	45	18%	48	33%
Computers/Technology	102	26%	78	31%	24	17%
Automotive	100	25%	76	30%	24	17%
Customer Service	76	19%	34	14%	42	29%
General Office	56	14%	16	6%	40	28%
Hospitality/Hotel Services	63	16%	28	11%	35	24%
Vocational Certified: Plumbing, etc.	112	28%	92	37%	20	14%
None of these	20	5%	13	5%	7	5%
Other	77	19%	45	18%	32	22%
Total	395		251		144	

Missing 23

In general, the women selected the more traditionally "female" occupations and the men selected the "male" careers. Culinary/food services was selected by men and women in at almost the same rate.



Responses to "Other" answer choice regarding interesting careers

banking & Investing

Auto Tech

Auto body

Assistant Research Econost @ SF Fed. Reserve Park

Assistant Research Economist, University Professor

Art/interior design

Art, Tattoo, Graphic Design

Art

anything that makes mad cash

any job

Animation/Paint/Art

Advancing the human race

Adult Videos

adult film industry

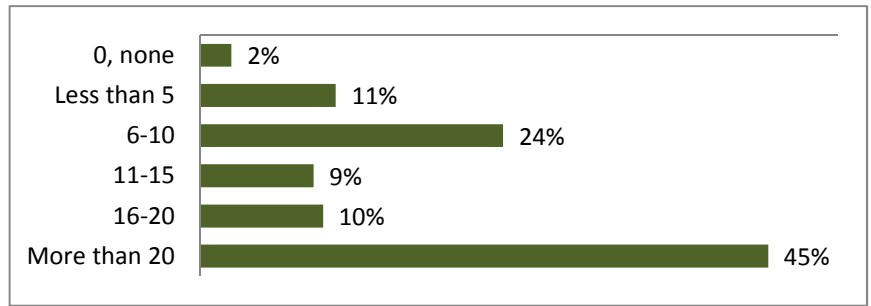
Accounting

While incarcerated, how many hours per week are you willing to commit to taking classes?

Response	Count	Percent*
0, none	10	2%
Less than 5	43	11%
6-10	96	24%
11-15	36	9%
16-20	39	10%
More than 20	180	45%

Total 404

Missing 4



45% of the respondents reported being willing to commit 20 or more hours while incarcerated to taking classes.

Hours to take classes while incarcerated by gender.

	All Respondents		Males		Females	
	Count	Percent	Count	Percent	Count	Percent
0, none	10	2%	9	4%	1	1%
Less than 5	43	11%	19	7%	24	17%
6-10	96	24%	59	23%	37	26%
11-15	36	9%	21	8%	15	10%
16-20	39	10%	21	8%	15	10%
More than 20	180	45%	128	50%	52	36%

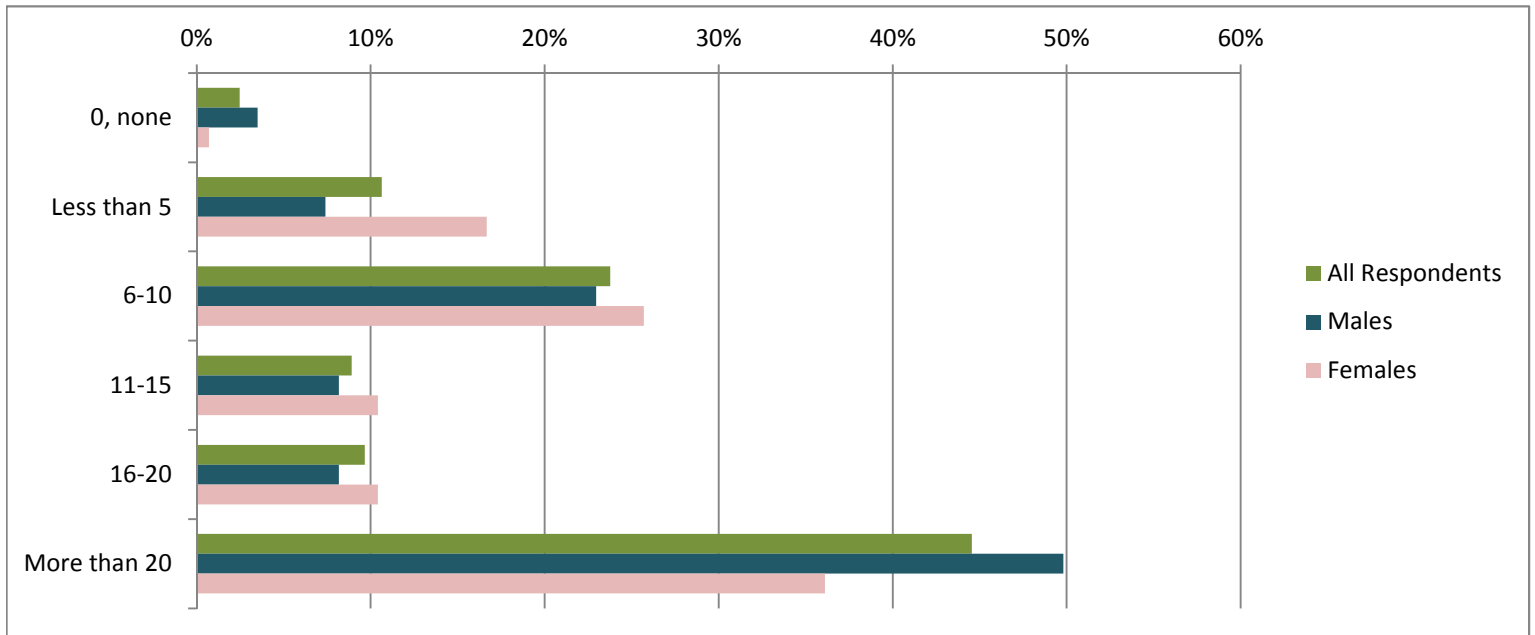
Total 404

257

144


Missing 4

50% of the men reported a willingness to attend classes 20 or more hours per week while incarcerated while only 36% of the women were willing to do so.



Are you currently taking classes?

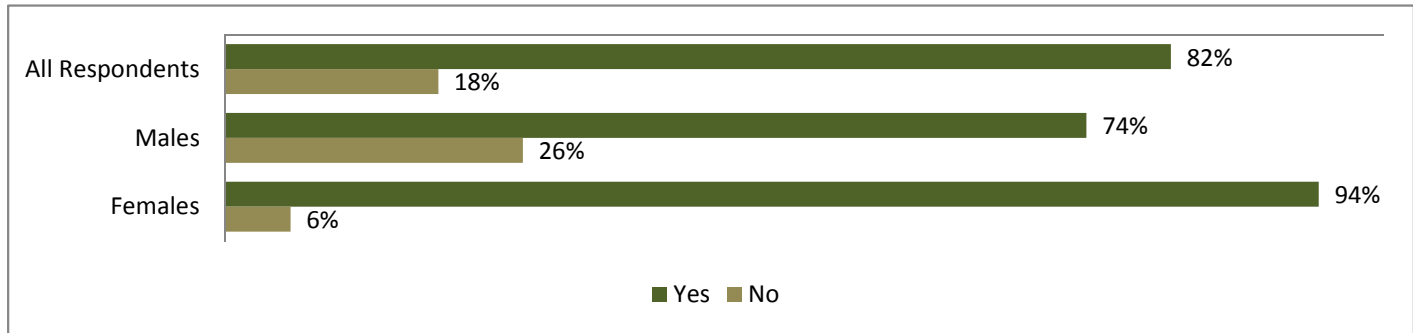
Response	Count	Percent
Yes	319	82%
No	72	18%
Total	391	100%
Missing	27	



Currently taking classes by gender

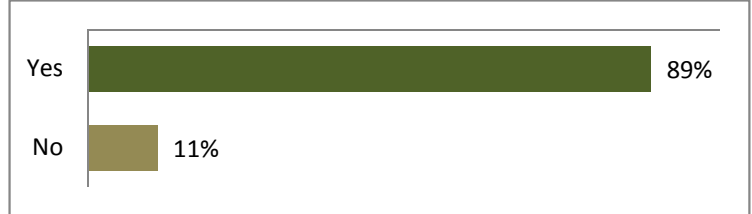
	All Respondents		Males		Females	
	Count	Percent	Count	Percent	Count	Percent
Yes	319	82%	185	74%	133	94%
No	72	18%	64	26%	8	6%
Total	391	100%	249	100%	141	100%
Missing	27					

94% of the women reported currently taking classes while only 74% of the men did likewise.



Do you plan to take classes after your release?

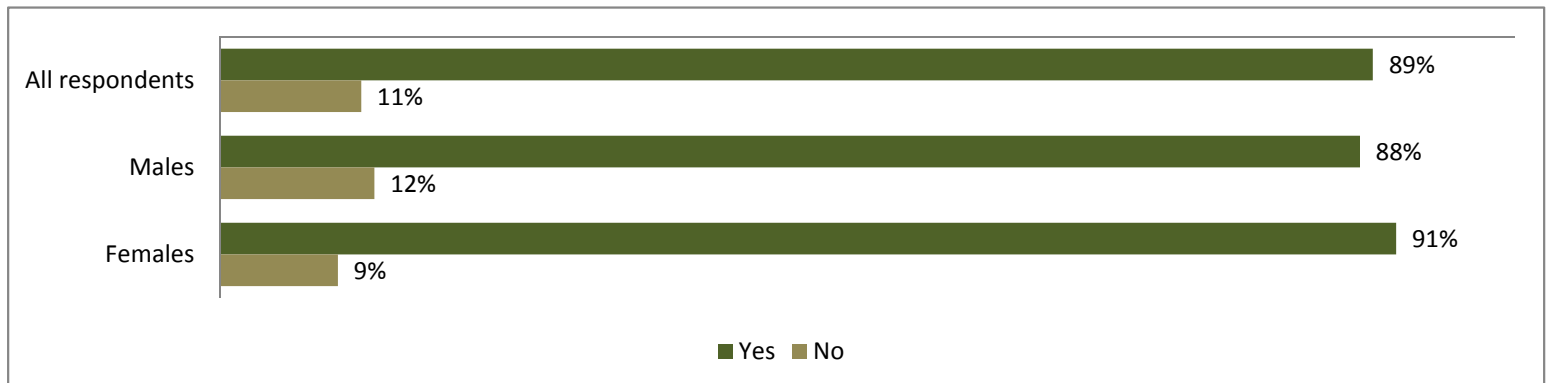
Response	Count	Percent
Yes	350	89%
No	43	11%
Total	393	100%
Missing	25	



89% of the respondents said they planned to take classes when they were released from jail. Among the female inmates, 91% answered this question in the affirmative while only 88% of the males did so.

Plan to take classes after release by gender.

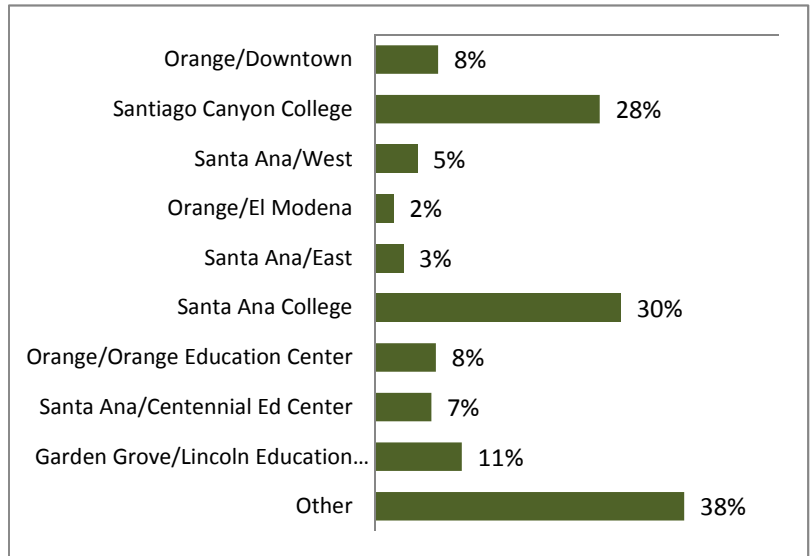
	All respondents		Males		Females	
	Count	Percent	Count	Percent	Count	Percent
Yes	350	89%	221	88%	129	91%
No	43	11%	30	12%	13	9%
Total	393	100%	251	100%	142	100%
Missing	25					



Where would you most likely take these classes after being released?

	Count	Percent
Orange/Downtown	27	8%
Santiago Canyon College	96	28%
Santa Ana/West	18	5%
Orange/El Modena	8	2%
Santa Ana/East	12	3%
Santa Ana College	105	30%
Orange/Orange Education Center	26	8%
Santa Ana/Centennial Ed Center	24	7%
Garden Grove/Lincoln Education Center	37	11%
Other	132	38%

Total 345
Missing 73



Multiple responses are possible, therefore the percentages do not total 100%.

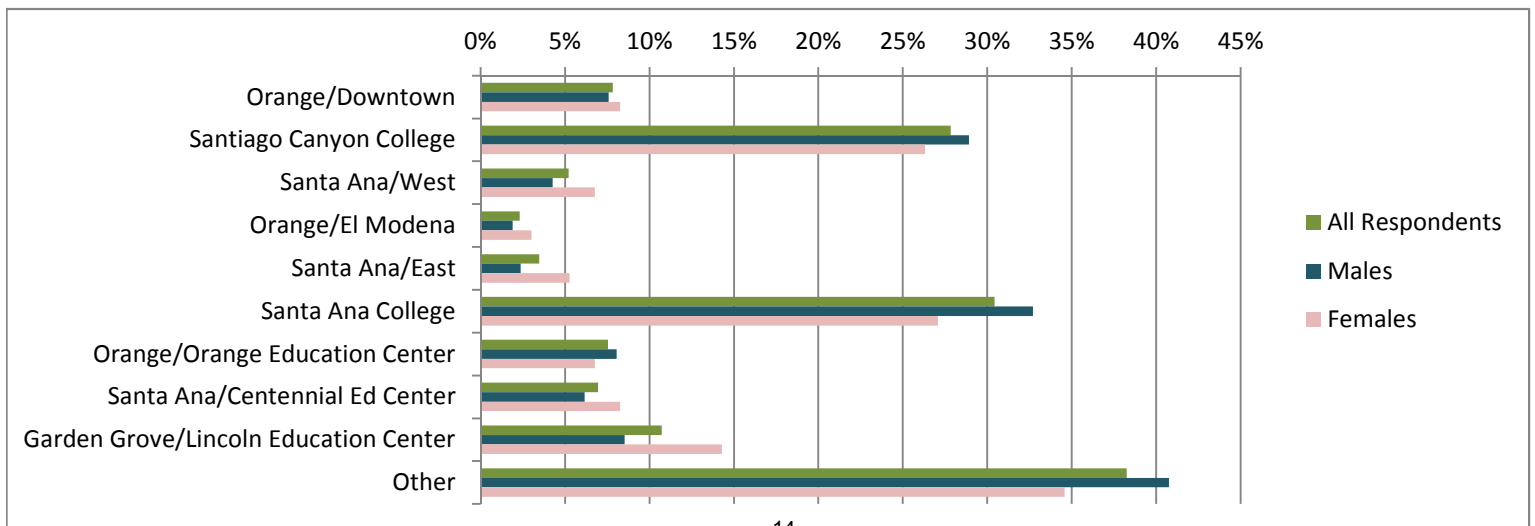
Santa Ana college was the most cited answer choice after "other". Santiago Canyon College was also selected by 28% of the respondents.

Likely location to take classes by gender.

	All Respondents		Males		Females	
	Count	Percent	Count	Percent	Count	Percent
Orange/Downtown	27	8%	16	8%	11	8%
Santiago Canyon College	96	28%	61	29%	35	26%
Santa Ana/West	18	5%	9	4%	9	7%
Orange/El Modena	8	2%	4	2%	4	3%
Santa Ana/East	12	3%	5	2%	7	5%
Santa Ana College	105	30%	69	33%	36	27%
Orange/Orange Education Center	26	8%	17	8%	9	7%
Santa Ana/Centennial Ed Center	24	7%	13	6%	11	8%
Garden Grove/Lincoln Education Center	37	11%	18	9%	19	14%
Other	132	38%	86	41%	46	35%

Total 345 56% 211 55% 133 57%
Missing 73

Multiple responses are possible, therefore the percentages do not total 100%.



Responses to other likely locations to take classes after release.

Location	Count
Ala County	1
Anaheim	3
Anaheim CA	1
Anahem SCLB	1
any college	1
Any or all- not sure where I'll live yet	1
Apprentise wielding Everst College, Prison College	1
Brown Technical/ Fullerton College	1
Cal State Dominguez Hills/ Long Beach City College	1
Cal State Fullerton	1
Canada	1
Cerritos	1
Cerritos College	1
Cerritos College, Norwalk, CA 90650	1
Cerritos College/ Long Beach City	1
Chaffey or Mt. SAC or University	1
Coastline Community College	1
Community College	1
CSUF	1
CSULB	1
Cypress	1
Cypress College	5
Cypress Community College	1
Cypress, Golden West	1
Diamond Bar Community College	1
East Los Angeles	1
El Camino College	1
Everest College	1
Fullerton	2
Fullerton College	7
Fullerton College or Orange Coast College	1
Fullerton Community College	1

Responses to other likely locations to take classes after release.

Location	Count
Fullerton JC	5
Fullerton Jr. College	1
Fullerton Junior College	1
Fullerton University	1
Golden West	1
Golden West College	3
Golden West- Cypress	1
goldenwest or OCC	1
Goldenwest or Paul Mitchell	1
Hunington Beach	1
I don't know- anywhere I end up LA CA Fed	1
International Institue carpet restoration certification	1
Irvine Valley, Saddleback, MT. SAC	1
ITT Tech	1
ITT Tech Los Angeles	1
ITT Technical Institute	1
ITT/Art Institute/ UVI College	1
L.A., San Diego	1
LA County	2
LA/ Riverside	1
Laguna Hills is where I reside so in South County I prefer.	1
Long Beach	1
Long Beach City College	1
Long Beach community	1
Long Beach, CA	1
Los Angeles	3
Los Angeles School	1
Mexico	1
Midnite Express School of Adult Film	1
Monterey Peninsula College	1
N/A	1
New York	1

Responses to other likely locations to take classes after release.

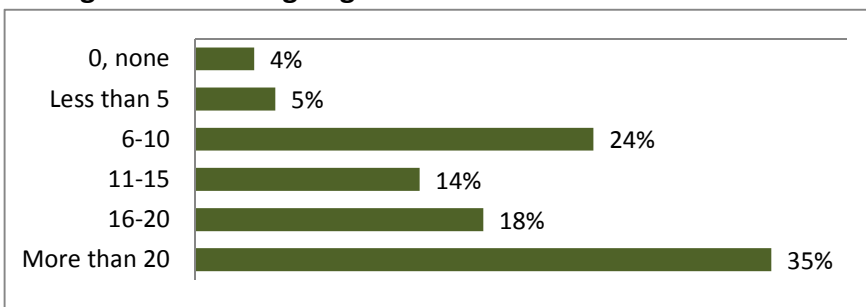
Location	Count
Noccc/Real Barber College	1
Non Profit Class	1
None	3
not sure	3
Not sure of location	1
Not sure where	1
not sure yet, I haven't lived here long	1
Nowhere	2
Oakland, CA Barber College	1
OCC	1
OCC/ GWC	1
or a junior college in south county of a facility that offers GED prep test	1
or online	1
or Riverside Colege	1
Or try to find a college in South Orange County I line in Laguna Hills. I wil	1
Orance Coast College	1
Orange Coast College	9
Orange Coast College, Saddleback College	1
Orange Coast College/ Goldenwest College	1
Out of Country	1
Out of State	1
private school in my country	1
Professonal vet asstrat school	1
Rio Hondo	1
Riverside	1
Riverside California	1
Riverside Community College	1
ROP Anaheim	1
ROP in Anaheim and Woonsocket RI	1
Sacramento CA ARC	1
Saddlback College	1
Saddle Back College	1

Responses to other likely locations to take classes after release.

Location	Count
Saddleback	2
Saddleback College	10
Saddleback College and/or online	1
Saddleback or any Cal State	1
Saddleback/ CSFU	1
Saddleback/ Irvine Valley	1
San Bernardino County	1
San Bernardino County/ Summit College	1
San Bernardino Valley College	1
San Diego	1
Santa Monica College	1
School of hard knocks	1
SFV	1
Silverado High School/ Continuation	1
SOC	1
South County Irvine, M.V.	1
South Orange County	1
South Orange County (Irvine)	1
Southern Orange California	1
Southern Orange County	1
The art institute/ Cerritos College	1
the blade	1
UCI	1
UEI College	1
University of California Fullerton	1
USC	1
UTI	1
Volenteer animal shelters	1
Where ever possible	1
Where I end up	1
Wherever	1
Wterever necessary	1

Once released, how many hours per week are you willing to commit to going to school?

Response	Count	Percent
0, none	14	4%
Less than 5	19	5%
6-10	94	24%
11-15	53	14%
16-20	68	18%
More than 20	136	35%
Total	384	100%



Missing 34

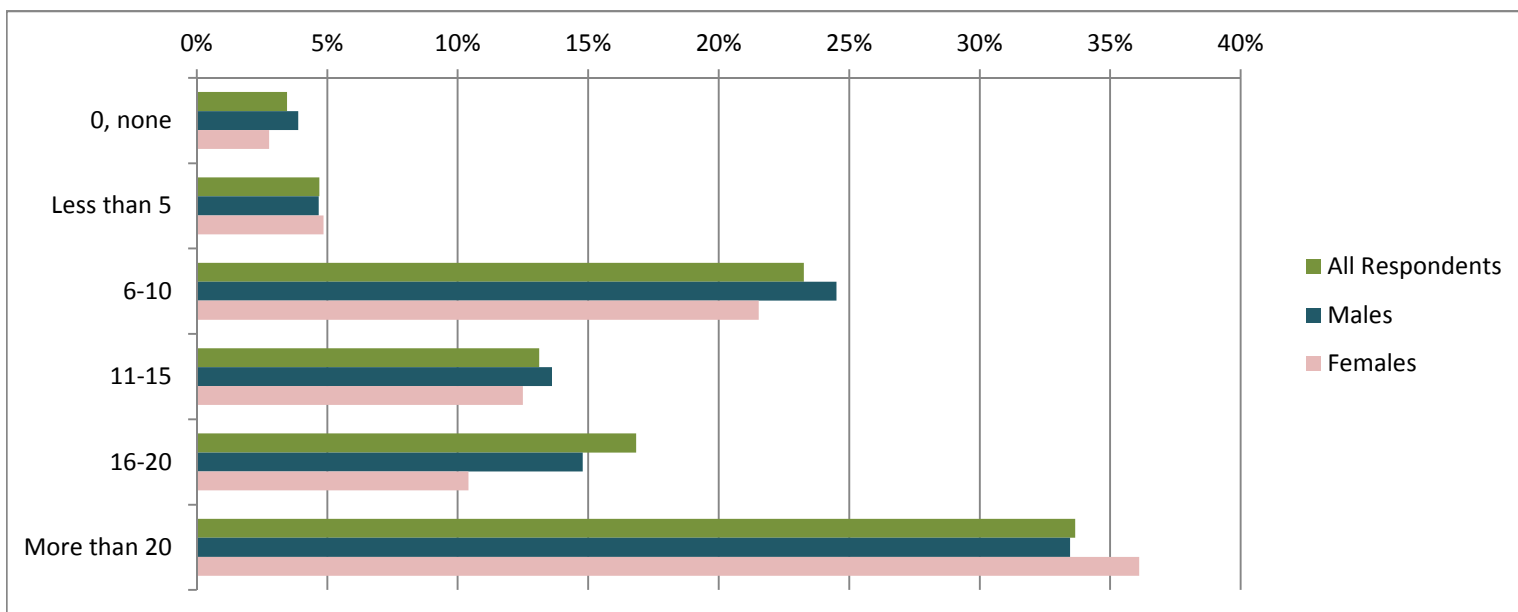
35% of the respondents reported being willing to commit 20 or more hours to going to school after being released

Hours willing to commit to taking classes after being released from jail by gender.

	All Respondents		Males		Females	
	Count	Percent	Count	Percent	Count	Percent
0, none	14	3%	10	4%	4	3%
Less than 5	19	5%	12	5%	7	5%
6-10	94	23%	63	25%	31	22%
11-15	53	13%	35	14%	18	13%
16-20	68	17%	38	15%	15	10%
More than 20	136	34%	86	33%	52	36%
Total	384		244		127	

Missing 34

While 50% of the men reported a willingness to attend classes 20 or more hours per week while incarcerated only 33% are willing to commit that same amount of time to their education once they are released. 36% of the women were willing to commit 20+ hours before and after incarceration.

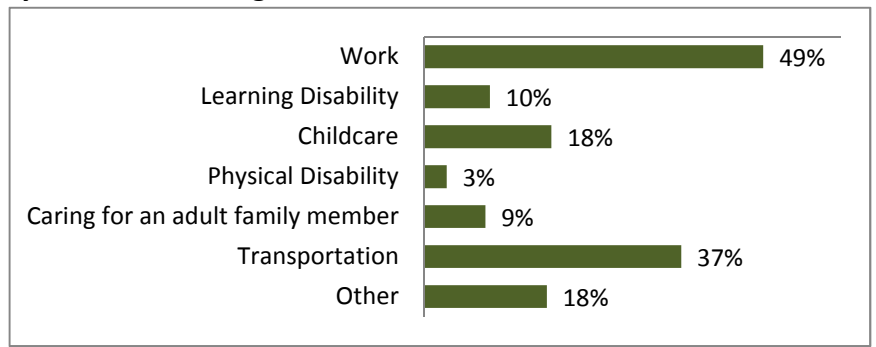


Do any of the following make it difficult to achieve your educational goals?

Response	Count	Percent
Work	149	49%
Learning Disability	29	10%
Childcare	56	18%
Physical Disability	10	3%
Caring for an adult family member	27	9%
Transportation	113	37%
Other	54	18%

Total 305

Missing 113



Almost 50% of the inmates cited work as something which makes it difficult to achieve their educational goal. Transportation was also selected by 37% of the respondents.

Obstacles to taking classes once released from jail by gender.

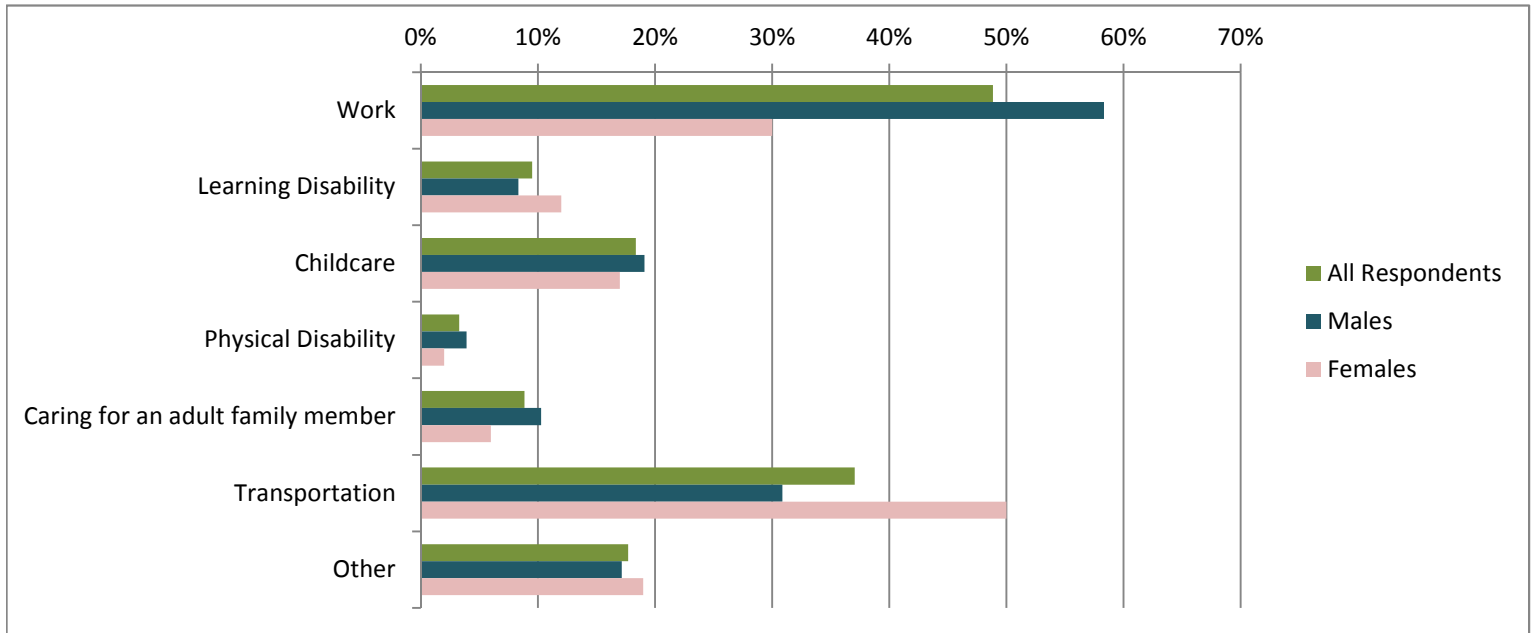
	All Respondents		Males		Females	
	Count	Percent	Count	Percent	Count	Percent
Work	149	49%	119	58%	30	30%
Learning Disability	29	10%	17	8%	12	12%
Childcare	56	18%	39	19%	17	17%
Physical Disability	10	3%	8	4%	2	2%
Caring for an adult family member	27	9%	21	10%	6	6%
Transportation	113	37%	63	31%	50	50%
Other	54	18%	35	17%	19	19%

Total 305

204 100

Missing 113

Over 80% of both males and females selected work and transportation as obstacles to achieving their educational goals. However, 58% of the males cited work while 50% of the females cited transportation issues. Surprisingly, a higher percentage of the men selected childcare as an issue than did the women.



Other expected difficulties in acheiving educational goals.

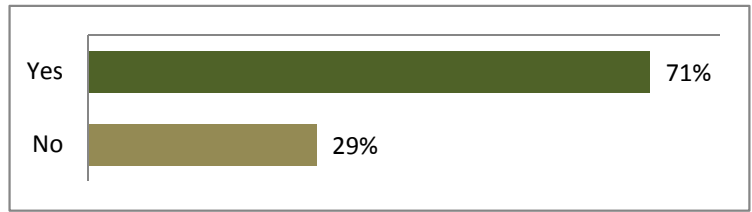
Other Difficulties	Count
having a place to live	1
Moving out of state	1
Motocycle repair cancelled at 66/lincoln e. ctr	1
Money and time	1
Mental Health Disability	1
mental disbilty	1
mental disability	1
living situations	1
Internet	1
in jail	1
hustling	1
housing situation	1
\$ money	1
Homeless	3
need a place, an laptop	1
Getting encarcerated	1
Funds	1
Financial	2
Finances	2
Drug Addiction	3
Cost of Education	1
consitration problems	1
Close to Sadelback Colege	1
Child Support	2
cashier/bartender/watress	1
Being in jail	1
Housing	3
Nymphomania	1
the cost of education	1
Taking care family	1
stable place	1
serving fiends	1

Other expected difficulties in acheiving educational goals.

Other Difficulties	Count
Recovery/Rehab	1
Recovery/ Treatment	1
Recovery- 12-step Mtgs & therapy	1
probation/law	1
Probation	4
Pregnancy-Child birth	1
Possibly living situation	1
my hustle	1
paying for classes	1
N/A	2
nothing	1
not being in stabial home	1
None of the above	1
None	8
no, need a bus pass because I'll be doing drug test outpatient rehab	1
No place to live	1
No N/A	1
No money	1
No I have a great support system to help me	1
No	2
Need to look for a job	1
Transportation	1
personal	1

Did you work before you were incarcerated?

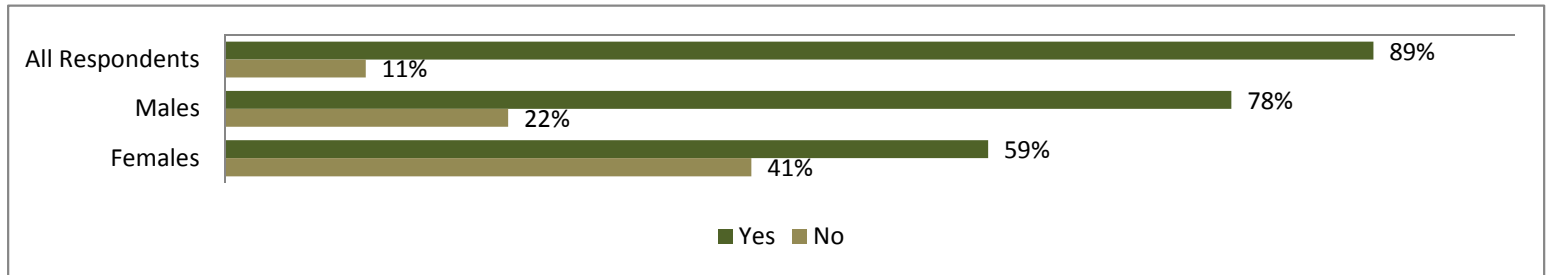
Response	Count	Percent
Yes	293	71%
No	119	29%
Total	412	100%
<i>Missing</i>	6	



Did you work before you were incarcerated by gender

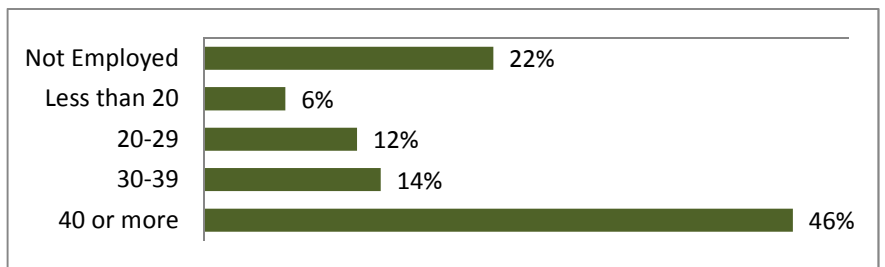
Responses	All Respondents		Males		Females	
	Count	Percent	Count	Percent	Count	Percent
Yes	350	89%	206	78%	87	59%
No	43	11%	58	22%	60	41%
Total	393	100%	264	100%	147	100%
<i>Missing</i>	25					

71% of the inmates reported working before being incarcerated. Among the men, 78% were working before incarceration while only 58% of the females reported working.



How many hours per week did you work?

Response	Count	Percent
Not Employed	85	22%
Less than 20	24	6%
20-29	45	12%
30-39	52	14%
40 or more	173	46%
Total	379	100%
<i>Missing</i>	39	

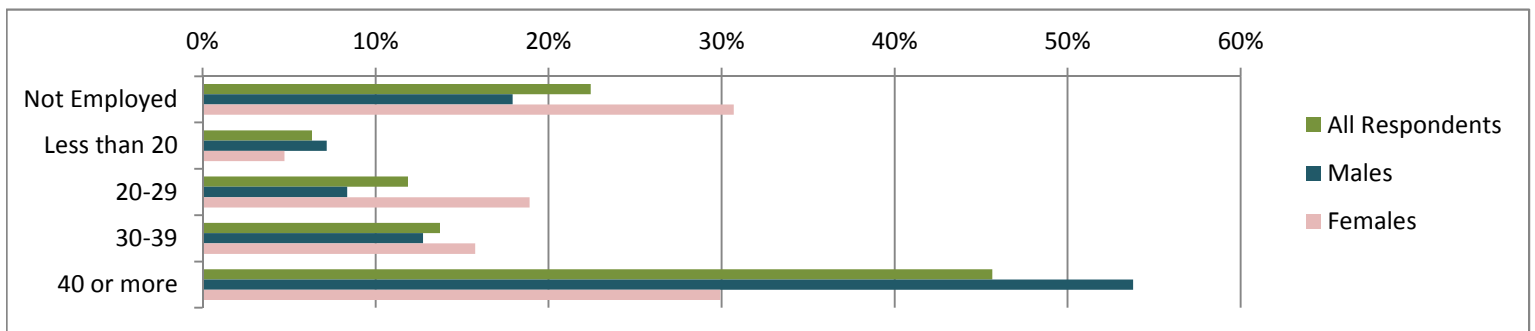


46% of the respondents reported working 40 or more hours per week before being incarcerated.

How many hours per week did you work by gender.

	All Respondents		Males		Females	
	Count	Percent	Count	Percent	Count	Percent
Not Employed	85	22%	45	18%	39	31%
Less than 20	24	6%	18	7%	6	5%
20-29	45	12%	21	8%	24	19%
30-39	52	14%	32	13%	20	16%
40 or more	173	46%	135	54%	38	30%
Total	379	100%	251	100%	127	100%
<i>Missing</i>	34					

54% of the men reported working 40 or more hours per week before incarceration, while only 30% of the women reported working that many hours per week.



What type of work did you do before?

Type of Work	Count
40 plus -Property Manager	1
Accountant	1
admin for construction company	1
Administrative	1
adminstrative	1
Admitting/Insurance Verification	1
Advertisement (Print shop)	1
advertising/ castumer service	1
Air conditioning	1
As a baker (my own baking business), part-time kitchen worker	1
as a waitress & esthetician	1
Assistant Handyman	1
Auto Detailing	1
Autobody & Painting	1
Automotive	1
Automotive Mechanic	1
Bakery	1
Barber/Landscape	1
Bartender	1
Body shop	1
Business owner and safety supplies distribution	1
Busser	1
Cake decoration	1
Car Wash	1
Car wash/ janitorial	1
care giver	1
Carpenter	1
Cashing- in home care services	1
cashier	2
Catering	1
CEO of Non-profit	1
Christmas tree lot/ Pumpkin Patches/Seasonal events	1

What type of work did you do before?

Type of Work	Count
Cleaning pools	1
clening houses	1
Clothing store owner	1
CNC ingeniering	1
CNC Operator	1
Cocktail server	1
Computer Assisted Drafting	1
Construction	21
Construction "remodeling houses"	1
Construction and washing cars	1
Construction Forman	1
construction/ house painting	1
Construction/ landscaping	1
Construction/ Law enforcement	1
construction/painting/maitanence	1
cook	3
Cook, unloading ships, butcher	1
Cook/Prep	2
couselor, sales person, barber	1
credit	1
Culinary/ Food Services	2
Culinary/food services	1
Customer Service	4
customer service representative	1
Customer Service/ resturant	1
Customer service/retail	1
Deli	1
Delivery Driver	1
Delvering beer ina 16 wheeler big rig	1
Demo, Construction	1
Dishwasher/ prep	1
dispatched construction employee food service	1

What type of work did you do before?

Type of Work	Count
Dry Cleaners	1
Economics Instructor	1
Electrical	1
Elevator Mechanic	1
Entertainer/Exotic Dancer	1
Entertainment	1
Entrepreneur	1
Equipment operator	1
Extrusion machine operator/construction	1
Fastfood clerk	1
Finances	1
Fisher printing	1
fix car	1
Food service, customer service	1
food services, customer service, construction, and sales.	1
Food Styling	1
food+beverg	1
fork lift operator	1
Forklift Operator	1
General Labor	2
General office/ dispatch	1
Goodwill	1
Hairdresser and telemarketing	1
Handy Man/ Carpenter	1
handy man-roofing-construction	1
hard labor	1
Hard work	1
Haz-Mat	1
Home Care	2
Home care with elderly	1
Home health care provider	1
Hotel Services	1

What type of work did you do before?

Type of Work	Count
House Cleaning	1
House Keeper	1
House keeping	1
Household Mover	1
hustling & pimping	1
HVAC	1
I own 2 coffee shops	1
I own a Bicycle store	1
I own a private distribution company & a small restaurant	1
I own awning Co. in Pomona city	1
I worked for google, specialized making google maps.	1
in home care for elderly	1
in warehouse doing packaging	1
Interviewer	1
investment banking & marketing/ real estate	1
Janitor	1
laborer, also self-employment	1
Laborer/foreman	1
Landscaping	3
Law Firm	1
Laying pipe	2
Laying tile and pipe	1
legal secretary	1
Limo Driver	1
line server, dishwasher	1
Local secretary/ waitress	1
Longhorn Construction	1
Machine inserter/ OC Register	1
machinest/welder/ fabricator	1
Made Jewelry (research and development)	1
Maintenance	1
maitenance	1

What type of work did you do before?

Type of Work	Count
Manager (GM) @ chipotle	1
manager of resturant	1
Marketing	2
mdical billing	1
Meat Cutter	1
Mechanic masseur	1
Med Delivery	1
Medical	1
Mother/Father	1
Music	1
N/A	1
nanny	1
Nurse Assistant	1
Oil Field	1
Oil Refinery	1
Onsite manager for a storage facility	1
Operations Management	1
Other	1
Owner of a pool route	1
Painter	1
painter/ restaurant manager	1
painting/window cleaning	1
PC repair Advertising	1
personal assistant to Dave Van Dyke Helga Van Dyke Skin Care	1
Plumber	1
Plumbing	2
Plumbing Construction	1
Plumbing Contractor	1
Plumbing heating and AC	1
Porn- male on male	1
Powde coating tech	1
Powder Coating	1

What type of work did you do before?

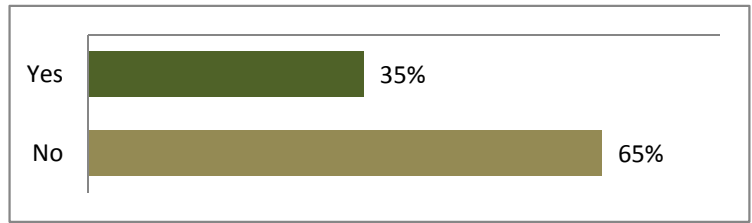
Type of Work	Count
Prep Cook and Dishwasher	1
Press printing wide format	1
Print shop	1
Proctor	1
Profession of Economics	1
Real Estate	1
Receptionist	1
recycle, I'm a handy man, landscaper, etc	1
registered nurse	1
Restraunt/business	1
Resturant	1
Resturant food server and dishwasher	1
Retail	1
Retail Warehouse	1
Retail, customer service	2
RJ noble	1
Roofing	1
Roofing/ Electrical	1
Sales	2
Sales Associate	1
Sales Associate at goodwill	1
Sales motorhomes	1
Sales person @ a Car Dealer	1
Sales Representative	1
secretary	1
Self employed- business janitorial	1
Self employed photographer	1
Self-employed (Spence Hauling Service)	1
Selling cars and Self- employed	1
Serving fiends	1
ship stress engineer	1
Shiping Manager Production Coordinator	1

What type of work did you do before?

Type of Work	Count
Shop helper/Telemarketing/Recycling center/Fruit cook	1
Skilled Labor	1
taking care of my husband	1
tele-market-customer service	1
Telemarketing	4
Telemarketing	1
Towing	1
tradeshow installer	1
Tree Services	1
truck driver	1
trucking	1
U.S. Marine Corps	1
unemployed	1
union, laborer	1
union/REBi & comm. construction	1
varied	1
Waitress, Olive Garden	1
waitress	1
Walgreens	1
Wal-Mart	1
Walmart Unloader	1
warehouse	6
Warehouse manager	1
Warehouse worker/ forklift driver	1
Warehouse/ butcher/ construction	1
Warehouse/forklift operator	1
Welding	1
welding, painting	1
Work	1
work, work	2

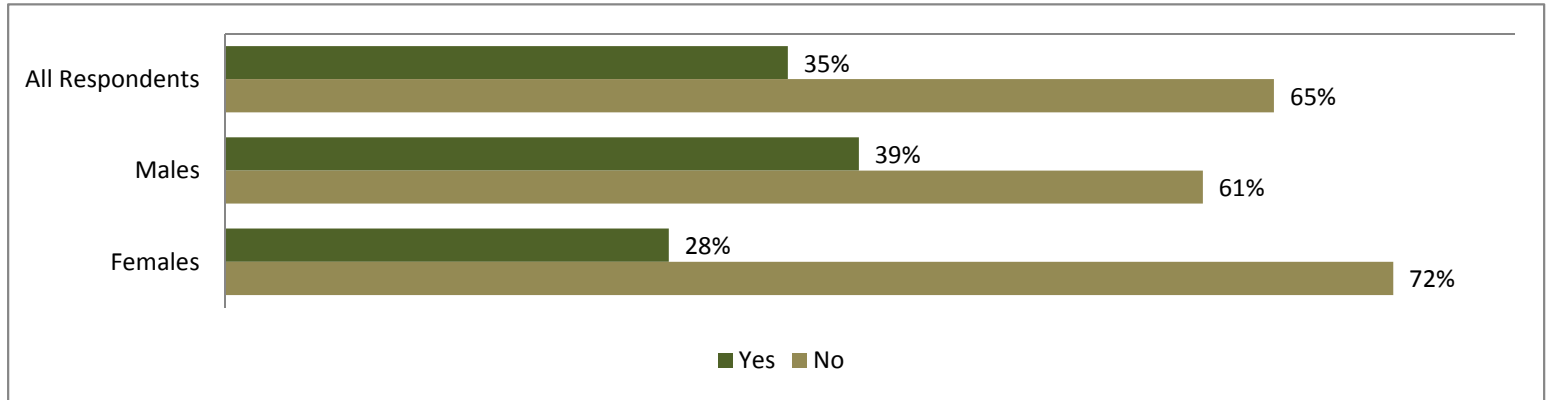
Do you have a job waiting for you after release?

Response	Count	Percent
Yes	132	35%
No	246	65%
Total	378	100%
<i>Missing</i>	40	



Do you have a job waiting for you after release by gender.

Responses	All Respondents		Males		Females	
	Count	Percent	Count	Percent	Count	Percent
Yes	132	35%	94	39%	38	28%
No	246	65%	145	61%	100	72%
Total	378	100%	239	100%	138	100%
<i>Missing</i>	40					



Only 35% of all respondents reported having a job waiting for them after they are released from jail. 39% of the men reported having a job waiting for them, while only 28% of the women did.

What type of work is waiting for you

	<u>Count</u>
Accountant	1
admin for construction company	1
advertising/ costimer service	1
Air conditioning	1
Any	1
Any type	1
anything available	1
Assistant	1
Auto repair	1
Auto shop	1
Automobile club southern cali insurance	1
Automotive Mechanic	1
back-breaking work	1
Baking empanades, part-time kitchen worker	1
Barber/Landscape	1
bizness owner & hustlin & money laundering	1
body shop maybe	1
Business owner or work for a company	1
caregiver	1
Caregiving	1
Carpenter	1
carpet cleaning	1
cashier/maintencance tech	1
Cashiering, Telemarketing	1
Catering	1
CNC ingeniering	1
Construction	14
Construction Forman	1
construction union	1
Construction/ law enforcement	1
Cook/Prep	2
credit	1
Customer service	3
Customer service "El Pollo Loco"	1
Customer Service/ Resturant	1
Data Tech	1
Demo, construction repair	1
don't have one	1

What type of work is waiting for you

	<u>Count</u>
Econ Prof	1
Electrial	1
Elevator Union Local 18	1
Entertainment	1
everything technician construction	1
Fashion Island Mall	1
Food Services	1
food: beverage	1
gay porn	1
genral office	1
Grooming/ Vet Tech	1
Hair dresser and telemarketing	1
Have to relaunch my own business	1
Heat/Air	1
Home health care provider	1
Hospitality, hotel services	1
hustling & pimping	1
I sure hope so maybe not towing	1
Internet marketing, food services	1
Janitorial	1
Jewelry (research and development)	1
Kaiser R.N. I work in the ER!	1
Landscaping	3
Maintenance	1
maintness for the city self employed	1
mantenance	1
masseur/travelling, mechanic, personal assistant	1
Maybe	1
motoerhomes sales	1
music	1
music recodring/ construction/ real estate/ automotive	1
N/A	7
No	4
none	1
Nurse Assistant	1
Oil Refinery	1
Operations Management	1
Other	1

What type of work is waiting for you

	<u>Count</u>
pig farm	1
Plumber	1
Plumbing	2
Plumbing heating and AC	1
Prep Cook and Dishwasher	1
pressroom/ fisher printing	1
Propreitor	1
remodeling houses	1
Retail/waitressing	1
Return to the job I had previously, tree services.	1
running my own companies	1
Sales	2
sales/customer service	1
same	3
Same as above	3
Same as before	1
Same automotive repair	1
same manager of resturant	1
Same one	1
Self employed	1
Selling cars and Self-employed	1
selling drugs	1
student loan modification	1
taking care of my husband	1
Tattooing	1
telemarketing	1
Tele-marketing	1
tradeshaw installer	1
trainee, manager	1
Trucker	1
Undecided-open	1
waitress	2
Walgreens	1
Walmart customer service	1
warehouse	3
Warehouse Assistant	1
warehouse/labor	1
Welding	1

What type of work is waiting for you

	<u>Count</u>
welding, painting	1
WhereHouseing	1
window cleaning	1
workin the package (points on the package)	1
Yes	2
yes awnings company	1
yes construction	1
Yes Med Delivery	1
yes varied	1
yes, for my family part time, taking care of the dogs and home. Chores, repairs, my rent	1
Yes, through family possibly babysitting	1
Yes, working back at google	1

Do you have any other suggestions on how we can improve our program?

	<u>Count</u>
give glasses to people who need it books provided, pens given for note taking, real rewards(food	1
66/Lincoln educational Ctr should restart motorcycle repair class and make it more extensive at leas	1
Add a handball courts in Rec	1
add more classes	1
-add more classes we can use in a real workforce the Job Development class that is offered is inade	1
Always room for improvement	1
An art, drawing, or painting class would be educational, therapeutic, and fun	1
better food	1
better hours scheduleing different types construction classes	1
Better living conditions make better attitude	1
better programs	1
Bigger TV for enhanced learning	1
Bring food fo us to snack on	1
Bring in guest speakers from different schools with all types of careers, and more flyers from school	1
Call us to class on time	1
Change nothing I'm so happy I took this class thank you bigger T.V. please so we can see it better	1
Co ED	1
Co.ED working with females	1
Co-ed work invirment	1
College credit courses	1
College credit courses would motivate more inmates to register for school	1
Computer class	2
Computer Classes, Electronic Classes	1
Continue it for former inmates on the outside.	1
CPR certificate, Spanish speaking	1
Create a filter to identify those persons who really need the classes. That way, we could take advan	1
Dr. Ben I thourghly enjoy your class. I am deserving of sobrey and a good life.	1
fire eperson	1
first experience so far so good	1
For the long term inmates you could have actual college classes for college credit or classes that wo	1
Get college based classes	1
give me suggestions on places and forms to help me achive my goals to better my life.	1
Give more alternatives and options to drug addicted individual. Assitance	1
Give us some technology clasess!	1
Giving us a chance to get certified and pre-release plan to continue on education and a career.	1
Have any inmate with a degree become a teacher assistant	1
Have classes in the afternoon not just in the morning time for those that work.	1
have hands on time during class	1

Do you have any other suggestions on how we can improve our program?

	<u>Count</u>
Have more classes available in jail	1
Have more computer classes to keep up on modern tech./typing etc	1
Have more days per week were students can attend class because some inmates have limited time.	1
Have people like Dr. Bon teach all the classes. He really teaches us alot.	1
have technical classes welding, plumbing, painting, etc	1
Helping us inmates get enrolled in collage in the outs. So that we have something positive to look fo	1
Here in jail we need more job training programs.	1
I need an exit plan, help with reasources to carry out my goals.	1
I passed my GED test in late July 14' and still haven't recieved my certificate in the mail. I more spee	1
I thank God for them. No I think there doing a great job these classes have done me a lot of good.	1
I would like for Theo Lacey to open up a computer class.	1
If you could be able to have job placing upon release set up by your P.O..	1
I'm to new- i hope you can direct me to a place to live/ stay sober/ go to school	1
It will be great if you have any careers to study while we are incarcerated. that way we'll be prepare	1
Keep encouraging others to get an education.	1
Larger television for documentaries	1
mabey adding more programs, Like DUI classes	1
Make it easier to get into classes	1
make more classes available more opportunities more successful people keep doing a great job tha	1
maybe start electrician class	1
might help with computer, more room, better equipment, and ya maybe more teachers	1
More availability. It took 3 months for me to get into 1 class. It's only 1 night a week an I would love	1
more class	1
more class options	1
More classes	2
more classes and a chance to get a high school diploma	1
more classes and more room in classes	1
More classes and variety	1
More Classes available for life liveing if possible	1
More Classes Bring back computer class, Training food certificate, self-study, correspondence, onlin	1
more classes like techniqal or how to become a manager on construction, or roofing, etc	1
more classes please	1
More classes, milestone credits for AB09 inmates serving prison sentences in county jail	1
more classes, scholastic educational, dorms, field trips, motivational speakers	1
More classes/ maybe a training certificate/ short term classes. Medical RN classes? Cosmetology? H	1
more computer skills on hands training	1
More educational studies, more movies relating to substance abuse, more information regarding pr	1
more hands on power tools	1

Do you have any other suggestions on how we can improve our program?

	<u>Count</u>
more hours in class & more days	1
More info. on programs/Sober living	1
more information on the transportation industry which is thriving. Jail would be a good recruiting ce	1
more jobs for hire	1
More Jr College level classes, general educaion at a higher lever like algebra, science, and history po	1
more liabary	1
More one on one time	1
more paper work with helpfull infomration to help us upo release, were to go, who will help, that s	1
more programs	1
More programs for education above GED and substance abuse	1
More time at the library and more games in the barracks	1
more videos, removal of Eperson-ASAP!	1
more visual learning	1
More vocational certificates. These will help peple tremedously by learning new skills/trades and ha	1
My suggestions are to provide more resources/councelors/opportunities/programs to help adults w	1
N/A	3
need more classes	1
negative	1
No	15
No everything sound pretty good that the program is offering	1
No you have a good progrom but it would be nice to have the option to apply for a high school diplo	1
No, I don't at this time.	1
no, your program has given me insentive and great boost to my self-esteem	1
none	8
None.	1
Nope	1
Nope doing a good job so far!	1
Nope, your just fine!	1
not at the moment	1
Not at this moment at time	1
not at this time	2
Not really I think their should be more questions	1
Not yet	1
Offer more classes	1
Offer more classes like computers, etc.	1
Offer more classes so we can make this time of incarceration a chance to better ourselves. Thank y	1
Offer more vocational couoses here at Theo Lacy such as the ones marked up top. College couose as	1
Offer vocational classes (welding, construction, plumbing) at Lacy also, not just musick	1

Do you have any other suggestions on how we can improve our program?

	<u>Count</u>
offer vocational classes such as AC, welding, electrician, framing, it would help a lot for inmates that	1
Offer work related classes	1
People have lives return them back to their lives they had before you ruined them	1
Perhaps to stress their value; and how expensive the programs [classes] offered are on "the street."	1
Plumbing Class	1
Provide folders to keep tracking on reading and writing material. Need more reading and writing on	1
Provide infor for places near our location for child services, governmental help, counseling program	1
Provide more classes	1
provide more hours	1
providing more hours to the program	1
restore computer class and great escape	1
snacks & fire Epearson-ASAP	1
Speed up the process as to getting our diplomas or any other certificates we may have completed	1
start a sign language class (ESL)	1
Take as many classes as possible & work while in here!	1
Technical classes that we can get pay better when we get release good enough to have a regular life	1
This is my first class so I have no input at this time.	1
to speak to counselors	1
use of power tools	1
Vocational classes/ counseling	1
Vocational classes/ electrician, mechanic, plumbing, welding	1
Who ever can't work has to go to school!	1
wider variety of classes	1
Would be good if we could have access to technical education programs such as computers technol	1
Yes get us here on time and make sure that the people who come really want to listen.	1
yes help us getting out	1
Yes more than 2 times a week	1
Yes please bring back computer class	1
Yes, don't kick us out of clas for talking or no more cops distrubing class for stupid reasons	1
Yes, male more programs/classes available to inmates after they pass their G.E.D. I am currently doi	1
Yes, Please make the classes more interesting so that I'm motivated to go.	1
You could let us try some of the food we're learning about.	1
You could provide library more times a week not once a month. I would say once a week.	1
you need learning disability programs	1
Your doing fine	1
Your doing good.	1

Student Survey

Thank you for taking the time to complete this survey. It will help us to provide better services in the future.

What year were you born? _____ Where were you born? _____
City State Country

What is your gender? Male Female

What is your primary language?

- English Spanish Vietnamese Chinese Japanese
- Cambodian Tagalog Korean Armenian Russian
- Farsi None of these (specify) _____

What is the highest grade that you have completed in the U.S. or another country?

- 1 2 3 4 5 6 7 8 9 10 11 12 12+

Which of the following have you earned? (Mark all that apply)

- High School Diploma from another country U.S. High School Diploma GED
- Technical Certificate Associate's Degree (AA/AS) Bachelor's Degree (BA/BS)
- Graduate Degree (MA/MS/PhD/EDD) Other (specify) _____

What are your educational goals? (Mark all that apply)

- GED High School Diploma Technical Certificate Associate's Degree (AA/AS)
- Bachelor's Degree (BA/BS) Graduate Degree (MA/MS/PhD) Other (specify) _____

Which of the following careers interest you? (Mark all that apply)

- Culinary/Food Services Computers/Technology General Office Clerk/Administrative Assistant
- Construction Automotive Hospitality/Hotel Services
- Medical Customer Service Vocational Certified: Plumbing/Welding/Electrician
- None of these Other (specify) _____

While incarcerated, how many hours per week are you willing to commit to taking classes?

- 0, none Less than 5 6-10 11-15 16 – 20 More than 20

Are you currently taking classes? Yes No

Do you plan to take classes after your release? Yes No

If no, follow arrows to next question

Where would you most likely take these classes after being released? (Mark all that apply)

- Orange/downtown Orange/EI Modena Orange/Orange Education Center
- Santiago Canyon College Santa Ana/East Santa Ana/Centennial Education Center
- Santa Ana/West Santa Ana College Garden Grove/Lincoln Education Center
- Other (specify) _____

Once you are released, how many hours per week are you willing to commit to going to school?

- 0, none Less than 5 6-10 11-15 16 – 20 More than 20

Do any of the following make it difficult to achieve your educational goals? (Mark all that apply.)

- Work Childcare Caring for an adult family member
- Learning disability Physical disability Getting to class (transportation)
- Other (Specify): _____

Did you work before you were incarcerated? No Yes

If yes, what type of work _____

How many hours per week did you work?

- Not employed Less than 20 20 – 29 30 – 39 40 or more

Do you have a job waiting for you after release? No Yes

If yes, what type of work? _____

Do you have any suggestions on how we could improve our program?

